



WORKING LOAD LIMIT
5000 LBS. (2250 KGS)
LITRAL

WORKING LOAD LIMIT
5000 LBS. (2250 KGS)
LITRAL

WARNING
DO NOT USE FOR PERSONNEL
LIFTING OR LOWERING
ALL LIFTING OPERATIONS
SHOULD BE PERFORMED
BY TRAINED PERSONNEL
ONLY. SEE INSTRUCTIONS
FOR PROPER USE.
LITRAL
WORKING LOAD LIMIT
5000 LBS. (2250 KGS)

670

LOAD HUGGER BASICS

Lift-All Load Hugger cargo control and load securement products offer the van and flatbed operator a wide variety of options to meet U.S. DOT, FMCSA (Federal Motor Carrier Safety Administration), and CVSA (Commercial Vehicle Safety Alliance) requirements.*

Features and Benefits

- Meets all U.S. DOT, FMCSA, and CVSA regulations.
- Low stretch polyester webbing allows for more secure cargo control.
- All hooks and chain assemblies equal or exceed webbing strength.
- Webbing is soft and comes in varying widths; will not damage expensive cargo.
- Large selection; choose the capacity that is right for the load carried.
- Lightweight and easy to handle.
- Large selection of end fastenings, winches, and ratchets make choosing and using the correct assembly easy.
- Custom lengths available.

Inspection Criteria

Remove from service if any of the following are visible:

- Cuts, holes, surface abrasion or crushed areas.
- Burns or chemical damage.
- Separation of load carrying stitch pattern.
- Hardware, fittings or tensioning devices which are broken, bent, twisted, cracked, or have nicks and gouges.
- Knotted webbing.
- Splices or other makeshift repairs.
- The loop ends are damaged.

See illustrations of damaged webbing on pages 34 & 35; damaged chain and hooks on pages 107 and 108.

Environmental Considerations

- Synthetic webbing severely degrades at temperatures above 200°F.
- Prolonged exposure to ultraviolet light adversely affects synthetic webbing. Tiedown straps become bleached and stiff when exposed to sunlight or arc welding.
- Many acids, alkalis, and chemicals have an adverse effect on nylon and polyester. See chart on page 16.

*CVSA (Commercial Vehicle Safety Alliance) www.cvsa.org

Safe Operating Practices

- Inspect tiedown straps and all hardware when the load is first being secured.
- Re-tighten tiedowns periodically during use.
- Never use *Load Huggers* for anything other than securing cargo. Do not use for lifting loads or towing vehicles.
- The load should be securely blocked and stabilized before tensioning the straps.
- Never exceed rated capacities.
- Use caution when tossing straps and chain anchor assemblies over a load.
- Check installation of portable winches. The ratchet pawl must be at the top of the toothed wheel and bolts tight against the rub rail.
- Weld-on winches should not be cracked.
- Corner protectors or sling protection must be used to protect *Load Huggers* from edges and abrasion.
- All hardware must be in line with the direction of pull to achieve full strength.

Definitions

Working Load Limit (WLL): The maximum load that may be applied to an assembly or component in straight tension.

Ultimate Breaking Strength: The load at which an assembly or component will fail in testing.

Department of Transportation Regulations 393.102(b) uses the Ultimate Breaking Strength to calculate the number of tiedown assemblies required to secure a load.

Lift-All publishes Ultimate Breaking Strength for this purpose only. For safety, we recommend that only Working Load Limits are used for your calculations.



WARNING

Always protect tiedowns from being cut by corners and edges. Always protect synthetic slings from being cut by corners and edges. See the Sling Protection section in this catalog.

WEB SELECTION

Two **styles** of webbing are available for our 2" through 4" ratchet assemblies and winch straps:
Standard Yellow and **Hi-Vis Tuff-Edge®**

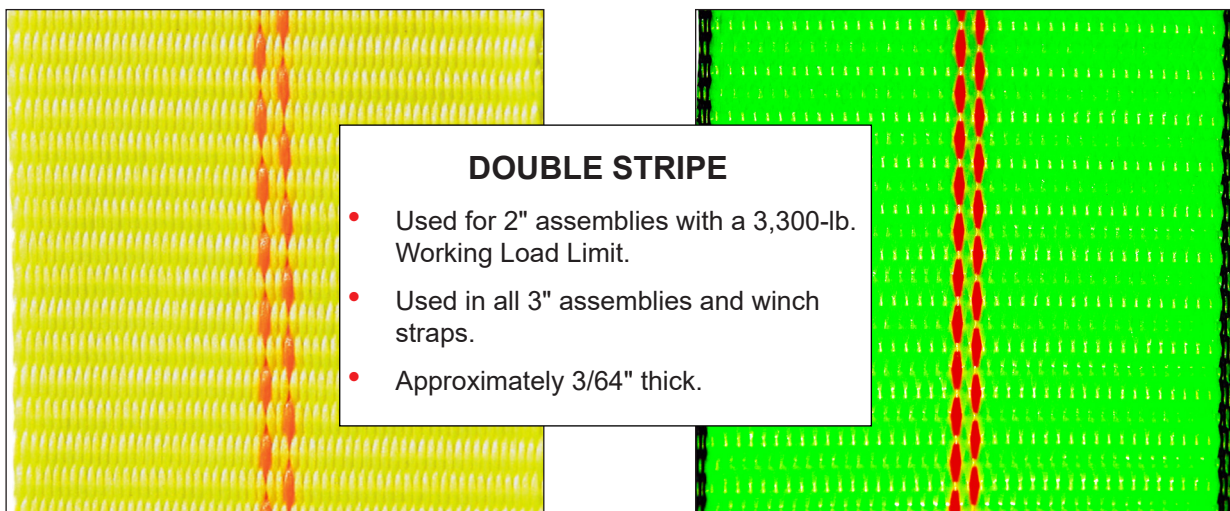
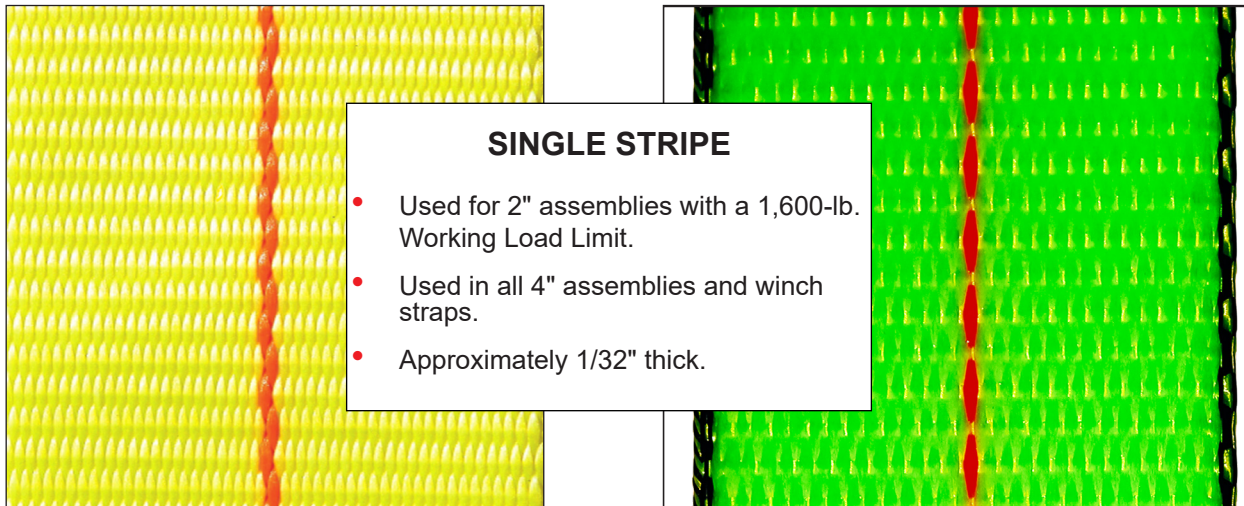
Two strength classes are available for 2" assemblies:
Single Stripe and **Double Stripe**

STANDARD TIEDOWN WEBBING

This polyester webbing offers exceptional value for everyday use.

HI-VIS TUFF-EDGE WEBBING

The brightness of our polyester **Hi-Vis Tuff-Edge** webbing allows for increased visibility on the roadside. Special black polymer edge yarns provide 32% better edge cut resistance for longer assembly life.



RATCHET ASSEMBLIES

Type A Assemblies

One-piece assemblies for use without end fittings.
Length measured from ratchet mandrel to end of webbing.



Type B Assemblies

Two-piece assemblies with one piece attached to the ratchet, and the other end is adjustable. Numerous end fittings are available to handle any requirements. (See following pages).

Series 1,000

- 1" Wide Polyester Webbing
- Ultimate strength: 2,100-lbs.*
- Working Load Limit: 700-lbs.*



Series 5,000

- 2" Wide Polyester Webbing
- Ultimate strength: 5,000-lbs.
- Working Load Limit: 1,600-lbs.



Series 10,000

- 2" Wide Polyester Webbing
- Ultimate strength: 10,000-lbs.
- Working Load Limit: 3,300-lbs.



Series 15,000

- 3" or 4" Wide Polyester Webbing
- Ultimate strength: 15,000-lbs.
- Working Load Limit: 5,000-lbs.

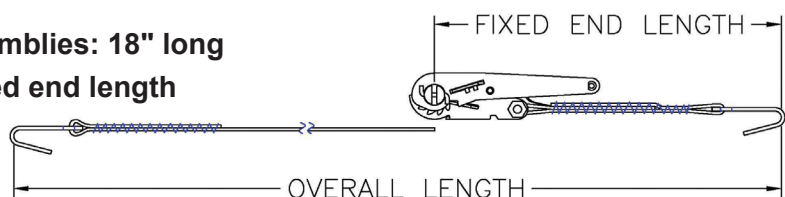


Type B Measurement - FIXED END

2" Wide Assemblies: 16" long

1" Wide, 3" Wide, and 4" Wide Assemblies: 18" long

Note: Chain Anchor adds 14" to fixed end length



* Series 1,000 Exception: Series 1,000 Ratchet Assembly with Flat Hooks, Ultimate Breaking Strength is 1,000-lbs. and Working Load Limit is 330-lbs.

1" TIEDOWN ASSEMBLIES

General Information
Web Slings
Round Slings
Sling Protection
Wire Rope
Chain Slings
Rigging Hardware
Mesh Slings
Load Huggers
Tow Products
Lift-All Hoists
Hoist Rings
Plate Clamps
Lifting Devices

		Series 1,000						
		WEB WIDTH & TYPE	1" Wide Polyester					
			Buckle	Part No. 10' Length**	Part No. 15' Length**	Weight (lbs.)		
1" Cam Buckle	Flat Hook***		Ratchet	60102	6A102	1.1	1" Ratchet	WORKING LOAD LIMIT
	Stamp		Cam	60110	6A110	.7		
330 lbs.	U-Hook		Ratchet	60104	6A104	1.5	700 lbs.	ULTIMATE BREAKING STRENGTH
ULTIMATE BREAKING STRENGTH	Hook & Keeper		Cam	60113	6A113	1.0		
1,000 lbs.	Open Hook		Ratchet	60101	6A101	1.1	2,100 lbs.	
			Cam	60109	6A109	.7		
Hook & Keeper	Open Hook		Ratchet	60105	6A105	1.5		
			Cam	60114	6A114	1.1		
PE Coated (shown) Zinc Plated (Optional)	Open Hook		Ratchet PE Hook	60103	6A103	1.7		
			Ratchet ZP Hook	60106	6A106	1.6		
			Cam PE Hook	60111	6A111	1.3		
			Cam ZP Hook	60112	6A112	1.2		
Type A (Endless)	Type A (Endless)		Ratchet	60107	6A107	.9		
			Cam	60108	6A108	.5		

* Ultimate breaking strength of assembly when new. ** Non-standard lengths available
 *** Exception: Series 1,000 Ratchet Assembly with Flat Hooks, WLL is 330-lbs. and Ultimate Breaking Strength is 1,000-lbs.

POPULAR



1" X 15' Ratchet Tiedown Assembly: 16-pc. Display Box
6A103B




Both assemblies have PE coated open hooks.

Our 1" X 12' Retractable Ratchet Tiedown Assembly in a convenient 2-Pack.
WLL 500 lbs.
60203

RETRACTABLE



RATCHET ASSEMBLIES

		Series 5,000			Series 10,000		
WEB WIDTH & TYPE		2" Wide Polyester			2" Wide Polyester		
* ULTIMATE BREAKING STRENGTH		5,000 lbs.			10,000 lbs.		
WORKING LOAD LIMIT		1,600 lbs.			3,300 lbs.		
	Length**	Standard Part No.	Tuff-Edge® Part No.	Weight (lbs.)	Standard Part No.	Tuff-Edge Part No.	Weight (lbs.)
Flat Hook 	27'	60501	TE60501	4.6	61001	TE61001	5.8
	30'	60502	TE60502	4.8	61002	TE61002	6.0
Stamped Triangle 	27'	60503	TE60503	4.2	61003	TE61003	5.2
	30'	60504	TE60504	4.4	61004	TE61004	5.4
Stamped Snap Hook 	27'	60505	TE60505	4.6	61005	TE61005	6.2
	30'	60506	TE60506	4.8	61006	TE61006	6.4
Twisted Snap Hook 	27'	60507	TE60507	5.2	61007	TE61007	5.6
	30'	60508	TE60508	5.4	61008	TE61008	5.8
Forged Snap Hook 	27'	60509	TE60509	5.8	61009	TE61009	6.4
	30'	60510	TE60510	6.0	61010	TE61010	6.6
D-Ring 	27'	60511	TE60511	4.2	-	-	-
	30'	60512	TE60512	4.4	-	-	-
U-Hook 	27'	60513	TE60513	4.6	26422	TE26422	5.8
	30'	60514	TE60514	4.8	26423	TE26423	6.0
Hook & Keeper 	27'	60515	TE60515	4.8	-	-	-
	30'	60516	TE60516	5.0	-	-	-
Chain Anchor Assembly 	27'	-	-	-	61013	TE61013	13.0
	30'	-	-	-	61014	TE61014	13.2
Type A (Endless) 	27'	60517	TE60517	3.8	61011	TE61011	4.4
	30'	60518	TE60518	4.0	61012	TE61012	4.6

* Ultimate breaking strength of assembly when new.

** Non-standard lengths available.








Always protect Tiedowns from being cut by corners and edges.

Note: Since end terminations vary proportionally with size, check with *Lift-All* if critical dimensions are required. Non-standard lengths available upon request.

General Information
Web Slings
Round Slings
Sling Protection
Wire Rope
Chain Slings
Rigging Hardware
Mesh Slings
Load Huggers
Tow Products
Lift-All Hoists
Hoist Rings
Plate Clamps
Lifting Devices


RATCHET ASSEMBLIES

		SERIES 15,000					
WEB WIDTH & TYPE		3" Wide Polyester			4" Wide Polyester		
* ULTIMATE BREAKING STRENGTH		15,000 lbs.			15,000 lbs.		
WORKING LOAD LIMIT		5,000 lbs.			5,000 lbs.		
	Length**	Standard Part No.	Tuff-Edge® Part No.	Wt. (lbs.)	Standard Part No.	Tuff-Edge Part No.	Wt. (lbs.)
	27'	20482	TE20482	12.8	26424	TE26424	13.6
	30'	20483	TE20483	13.2	26425	TE26425	14.0
	27'	20484	TE20484	14.0	26430	TE26430	14.8
	30'	20485	TE20485	14.4	26431	TE26431	15.2
	27'	20486	TE20486	13.4	26426	TE26426	14.2
	30'	20487	TE20487	13.8	26427	TE26427	14.6
	27'	20488	TE20488	16.8	26432	TE26432	17.6
	30'	20489	TE20489	17.2	26433	TE26433	18.0
	27'	20494	TE20494	13.0	26436	TE26436	13.8
	30'	20495	TE20495	13.2	26437	TE26437	14.2
	27'	20490	TE20490	11.0	26428	TE26428	11.8
	30'	20491	TE20491	11.4	26429	TE26429	12.2
	27'	20492	TE20492	10.6	26434	TE26434	11.4
	30'	20493	TE20493	11.0	26435	TE26435	11.8

* Ultimate breaking strength of assembly when new.


** Non-standard lengths available.

Part No.	SLIDING SLEEVES FOR LOAD HUGGERS (Offered in 1ft Lengths)
60117	1-1/2" Flat Sliding Sleeve for 1" Load Hugger
60118	2-1/2" Flat Sliding Sleeve for 2" Load Hugger
60119	3-1/4" Flat Sliding Sleeve for 3" Load Hugger
60120	4-1/2" Flat Sliding Sleeve for 4" Load Hugger
RATCHET PROTECTOR	
1RP	1" Ratchet Protector
2RP	2" Ratchet Protector
3RP	3" Ratchet Protector
4RP	4" Ratchet Protector
CORNER GUARD	
CG	Corner Guard to be used with 2"- 4" webbing




Sliding Sleeve

- Double-walled tubular product
- Protects Load Hugger webbing from abrasion and helps resist cutting.



Ratchet Protector

- A sewn fabric pad protects surface finish of cargo and ratchet mechanism.



Corner Guard


- A movable, rust-proof copolymer corner guard
- Protects from sharp edges
- Tough enough for chain or webbing

WINCH STRAPS & WINCHES


Series 12,000 Load Huggers 3" & 4" Wide Polyester Winch Straps

- Load Hugger Winch Straps are designed for winches on flat bed trucks and trailers.
- Sling protection and corner protectors extend life of Load Huggers.
- Ultimate breaking strength 15,000 lbs.
- Working load limit 5,000 lbs.
- Standard assemblies in 27' or 30' lengths.
- To order a non-standard strap, specify width, length, and end fitting.

Winches must be properly installed with ratchet pawl on top of toothed wheel to help prevent accidental disengagement.




Standard Winch #61222
For 3" & 4" Load Hugger Winch Straps.
7.8-lbs.




Portable Winch #61221
For 3" & 4" Load Hugger Winch Straps.
8.8-lbs.



Winch Bar #61223
For use with both 61221 and 61222 above.
Weight: 4.8-lbs. Diameter: 1-1/4"
Body Length: 31"
Angled Tip Length: 3-1/2"



EZ Winch Handle #61230
For use with both 61221 and 61222 above.
1.2-lbs.



EZ Spool #61231
For use with both 61221 and 61222 above.
2.5-lbs.

* Non-standard lengths available


Web Width (in.)	Length* (ft.)	Standard Part No.	Tuff-Edge® Part No.	Assembly Weight (lbs.)
-----------------	---------------	-------------------	---------------------	------------------------

Flat Hook




4	27	61201	TE61201	5.0
4	30	61202	TE61202	5.4
3	27	61203	TE61203	4.6
3	30	61204	TE61204	5.0

Forged Triangle



4	27	61205	TE61205	5.2
4	30	61206	TE61206	5.6
3	27	61207	TE61207	4.9
3	30	61208	TE61208	5.3

Grab Hook



4	27	61209	TE61209	5.2
4	30	61210	TE61210	5.7
3	27	61211	TE61211	4.9
3	30	61212	TE61212	5.3

Chain Anchor



4	27	61213	TE61213	6.9
4	30	61214	TE61214	7.3
3	27	61215	TE61215	6.6
3	30	61216	TE61216	7.0

7" Sewn Eye



4	27	61217	TE61217	3.3
4	30	61218	TE61218	4.3
3	27	61219	TE61219	4.1
3	30	61220	TE61220	4.0

U-Hook



4	27	61225	TE61225	5.1
4	30	61226	TE61226	5.5
3	27	61227	TE61227	4.8
3	30	61228	TE61228	5.2

E-TRACK & VAN INTERIOR ASSEMBLIES

General Information
Web Slings
Round Slings
Sling Protection
Wire Rope
Chain Slings
Rigging Hardware
Mesh Slings
Load Huggers
Tow Products
Lift-All Hoists
Hoist Rings
Plate Clamps
Lifting Devices

ULTIMATE BREAKING STRENGTH	
Cam Buckle	2,500 lbs.
Ratchet Buckle	3,000 lbs.

WORKING LOAD LIMIT	
Cam Buckle	800 lbs.
Ratchet Buckle	1,000 lbs.

STANDARD E-TRACK ASSEMBLIES	Standard Part No.	Tuff-Edge®* Part No.	Wt. (lbs.)
2" X 12' Cam Buckle/Spring E-Track Fittings - Yellow	60805	TE60805	1.6
2" X 16' Cam Buckle/Spring E-Track Fittings - Gray	60806	TE60806	1.7
2" X 20' Cam Buckle/Spring E-Track Fittings - Blue	60807	TE60807	1.8
2" X 12' Ratchet/Spring E-Track Fittings - Yellow	60808	TE60808	2.0
2" X 16' Ratchet/Spring E-Track Fittings - Gray	60809	TE60809	2.1
2" X 20' Ratchet/Spring E-Track Fittings - Blue	60810	TE60810	2.2


* Tuff-Edge web is yellow for all lengths.

- Standard Fixed End is 48"
- Spring-loaded E-Track, 3-piece E-Track, or any of the end fittings listed in Series 5,000 Load Huggers may be attached.
- E-Track only works with E-Track fittings.

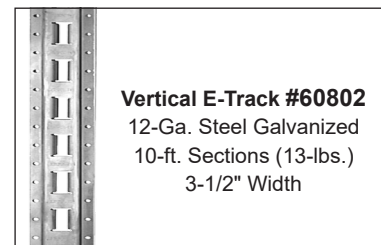
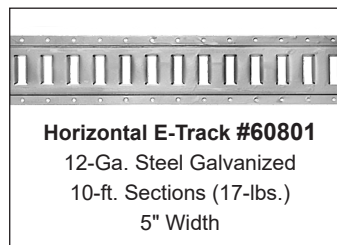
To order a non-standard interior van restraint assemblies specify:

- Overall length.
- Fixed Length.
- Cam Buckle or Ratchet Buckle.

NOTE: Van interior restraint assemblies are only as strong as the anchor or track to which they are attached.



Tie-Off Strap #TOS



Note: E-Track can be cut into lengths suitable for UPS shipments.

TIEDOWN CHAIN & LOAD BINDERS

Tiedown Chain Grab Hook Each End	WLL (lbs.)	Domestic Part No.	Import Part No.	Weight (lbs.)
5/16" X 20' Welded G-70 Gold Dichromate	4,700	16001	-	21.2
5/16" X 20' Clevis G-70 Gold Dichromate	4,700	16005	-	21.1
3/8" X 20' Clevis G-70 Gold Dichromate	6,600	16006G7	-	31.1
Load Binders	WLL (lbs.)	Domestic Part No.	Import Part No.	Weight (lbs.)
5/16" - 3/8" Lever Style	6,600	16004	16004I	8.0
5/16" - 3/8" Ratchet Style	6,600	16003	16003I	12.0

