

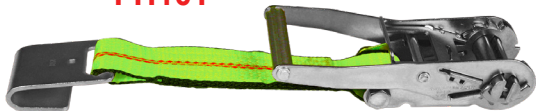
TIEDOWNS & WHEEL STRAPS

Mix or match these 2" components to get the exact combination you want!

1. Specify the part number for the fixed or adjustable end that you want.
2. For non-standard **fixed end** web length, change the **10** in the part number to desired length in inches.
3. For non-standard **adjustable end** web length, change the number in the part number to desired length (in feet).
4. Part numbers shown are for *Tuff-Edge*® Hi-Vis webbing. For traditional yellow tiedown web, replace the "**T**" at the end of the part number with a "**Y**".


Fixed Ends – 10" Web Length Standard

FH10T



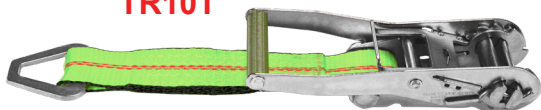
Flat Hook – WLL 3,300-lbs.
Long Wide Handle Ratchet

CG10T



Chain w/ Grab Hook – WLL 3,300-lbs.
Long Wide Handle Ratchet

TR10T



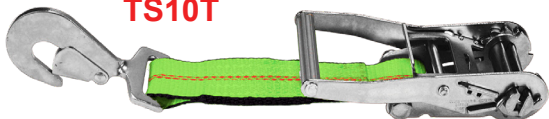
Triangle – WLL 3,300-lbs.
Long Wide Handle Ratchet

CE10




Chain End – WLL 3,300-lbs.
Short Wide Handle Ratchet

TS10T



Twisted Snap Hook – WLL 3,300-lbs.
Long Wide Handle Ratchet

UH10T



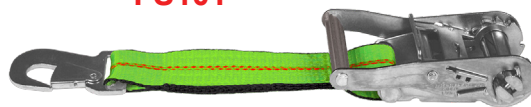
U-Hook – WLL 1,600-lbs.
Short Wide Handle Ratchet

EH10T



Eye Hook – WLL 3,300-lbs.
Long Wide Handle Ratchet

FS10T



Flat Snap Hook – WLL 2,000-lbs.
Short Wide Handle Ratchet

Exclusively manufactured and shipped from our Chicago plant.

TIEDOWNS & WHEEL STRAPS

Adjustable Ends



Flat Hook – WLL 3,300-lbs.

7-ft. Length
25-ft. Length
28-ft. Length

AFH7T
AFH25T
AFH28T



**Flat Snap Hook w/ 18" Sliding Sleeve
WLL 2,000 lbs.**

**** Used on *Dynamic*® Wheel Lifts ****

6-ft. Length
7-ft. Length
8-ft. Length

AFS6T
AFSW7T
AFSS8T



**Wrap Around Strap U-Hook
WLL 1,600-lbs.**

****Use 7-ft. on *Avenger*® & *Peterson*® Scoops****

7-ft. Length
25-ft. Length
28-ft. Length

AUH7T
AUH25T
AUH28T



**Retainer Strap w/ Flat Snap Hook
& D-Ring w/30" Sliding Sleeve
WLL 2,000-LBS.**

**** Used on *American*® Wheel Lifts****

7-ft. Length

ARS7T



**Triangle
WLL 3,300-lbs.**

25-ft. Length
28-ft. Length

ATR25T
ATR28T



Triangle – WLL 3,300-lbs.

**** Use 7-ft. on *Weld-Built*® Wheel Lifts****

7-ft. Length
25-ft. Length
28-ft. Length

ATS7T
ATS25T
ATS28T



**Lasso Strap - O-Ring
WLL 3,300-lbs.**

8-ft. Length
12-ft. Length

ALO8T
ALO12T



**Chain w/ Grab Hook
WLL 3,300-lbs.**

25-ft. Length
28-ft. Length

ACG25T
ACG28T

TIEDOWNS & WHEEL STRAPS

Adjustable Ends (continued)



**Axle Strap w/ Twisted Snap Hook,
Triangle, & 12" Wear Pad Sleeve**
WLL 3,300-lbs.

10-ft. Length

AAS10T



Cluster Hook (R, T & Mini J)
WLL 1,600-lbs.

8-ft. Length

ACH8T



Keyhole Strap
WLL 3,300-lbs.

****Used on Chevron® Wheel Lifts****

8-ft. Length

AEH15T



Axle Strap
WLL 2,000-LBS.

22-in. Length

36-in. Length

AS22T

AS36T



Axle Strap Sewn-On Wear Pad
WLL 3,300-LBS.

22-in. Length

36-in. Length

ASWP22T

ASWP36T



Flat Snap Hook – WLL 2,000-lbs.

6-ft. Length

AFS6T



Lasso Strap
Plain Eye
WLL 3,300-lbs.

8-ft. Length

ALE8T



Lasso Strap
Eye w/Cordura Wrap
WLL 3,300-lbs.

8-ft. Length

ALE18T



Eye Hook
WLL 3,300-lbs.

15-ft. Length

AEH15T

Exclusively manufactured and shipped from our Chicago plant.

BASKET STYLE WHEEL STRAPS



Combination Strap
2" Web • D-Ring
WLL 1,600-lbs.

Used on all wheel lifts and dollies


BSTT



Flat Hook Basket Strap
2" Web • Flat Hook
WLL 1,600-lbs.

Used on *Rover®* brand dollies

BSFT



Snap Hook Basket Strap
2" Web • Snap Hook
WLL 2,000-lbs.

Used on *Hydra-Tech®* wheel lifts

BSST



Open Hook Basket Strap
2" Web • Open Hook
WLL 1,600-lbs.

Used on *Holmes®* wheel lifts

BSOT



Twisted Snap Hook Basket Strap
2" Web • Twisted Snap Hooks
WLL 1,600-lbs.

Used on older *Holmes®* wheel lifts

BSTST

BASKET STYLE WHEEL STRAPS



Cage Strap
1" Web • T-Hooks, 1/4"X26" G30 Chain
WLL 1,500-lbs.
Used on *Century*® wheel lifts

CS1



Cage Strap
2" Web • T-Hooks, 1/4"X26" G30 Chain
WLL 1,600-lbs.
Used on *Chevron*® and *Challenger*® wheel lifts

CS2T



Basket Strap
Wear Pad & Triangle End
WLL 3,300-lbs.

BSTRT



Basket Strap
Wear Pad & Plain End
WLL 3,300-lbs.

BSPET

Exclusively manufactured and shipped from our Chicago plant.

MOTORCYCLE STRAPS



Motorcycle Handlebar Strap
1" x 24", Red Polyester Webbing
WLL 700-lbs.

MCHS



Motorcycle Tiedown
1" x 8" Ratchet Assembly with
PE Coated S-Hooks
For Use With Handlebar Strap
WLL 700-lbs.

MCT



WEB V-ASSEMBLIES

Lightweight straps that protect the towed vehicle
Tuff-Edge[®] Hi-Vis webbing is standard • 4,700-lb. WLL




How to order:

1. Specify the part number.
2. If **non-standard** length is desired, change the number to the length in feet that you want.
3. For traditional yellow web, replace the "**T**" at the end of the part number with a "**Y**".



TUFF-EDGE® III VEHICLE RECOVERY STRAP



Leather-lined bearing point of eyes for longer strap life.

Tuff-Edge III vehicle recovery straps are made from strong, durable, weather-resistant webbing which will not rot or mildew. The straps feature sewn eyes lined with premium abrasion resistant material, and attach quickly to vehicle frames or towing hooks.

Features and Benefits

- No dangerous hooks or metal parts.
- Elongates 7% at rated capacity to help absorb the energy of sudden loading.
- Polyester material is gentle on painted and plated surfaces.
- Lightweight and flexible, making them easy to use and store.
- Design Factor 5:1; suitable for overhead lifting.
- Edge Damage Limit (EDL), out-of-service marker aids in sling inspection (refer to TEIII Web Sling Safety Bulletin).
- 30% more resistant to edge damage than our *Tuff-Edge* II webbing.
- Tubular edge design with damage-resistant core helps protect the body fibers from cutting, keeping the integrity of the sling intact without compromising its strength.
- Soft twill weave body.
- Improved handling characteristics with no coated edge yarns.
- Easy to identify by the blue tubular edges and EDL marker.
- *Tuff-Tag*™ provides permanent, vital strap information.
- Leather-lined bearing point of eyes for longer strap life.

| 1-PLY | | | | | |
|-------------------|---------------------------|---------------------|-------------------|------------------------|-------------|
| Strap Width (in.) | Pulling / Towing Capacity | Lifting Capacity | | Standard Lengths (ft.) | Part Number |
| | Vertical (lbs.) | Vertical WLL (lbs.) | Basket WLL (lbs.) | | |
| 6 | 16,000 | 9,600 | 19,200 | 16 | RS1806TGX16 |
| | | | | 20 | RS1806TGX20 |
| | | | | 26 | RS1806TGX26 |
| | | | | 30 | RS1806TGX30 |
| 8 | 21,000 | 12,800 | 25,600 | 16 | RS1808TGX16 |
| | | | | 20 | RS1808TGX20 |
| | | | | 26 | RS1808TGX26 |
| | | | | 30 | RS1808TGX30 |
| 12 | 32,000 | 19,200 | 38,400 | 16 | RS1812TGX16 |
| | | | | 20 | RS1812TGX20 |
| | | | | 26 | RS1812TGX26 |
| | | | | 30 | RS1812TGX30 |

| 2-PLY | | | | | |
|-------------------|---------------------------|---------------------|-------------------|------------------------|-------------|
| Strap Width (in.) | Pulling / Towing Capacity | Lifting Capacity | | Standard Lengths (ft.) | Part Number |
| | Vertical (lbs.) | Vertical WLL (lbs.) | Basket WLL (lbs.) | | |
| 6 | 27,000 | 16,300 | 32,600 | 16 | RS2806TGX16 |
| | | | | 20 | RS2806TGX20 |
| | | | | 26 | RS2806TGX26 |
| | | | | 30 | RS2806TGX30 |
| 8 | 32,000 | 19,200 | 38,400 | 16 | RS2808TGX16 |
| | | | | 20 | RS2808TGX20 |
| | | | | 26 | RS2808TGX26 |
| | | | | 30 | RS2808TGX30 |
| 12 | 44,800 | 26,900 | 53,800 | 16 | RS2812TGX16 |
| | | | | 20 | RS2812TGX20 |
| | | | | 26 | RS2812TGX26 |
| | | | | 30 | RS2812TGX30 |

TOW-ALL™ VEHICLE TOW STRAP

Vehicle tow straps aid in removing vehicles stranded in snow, mud, sand and ditches.

Tow-All vehicle tow straps are made from strong, durable, weather-resistant *Tuff-Edge*® III webbing which will not rot or mildew. The straps feature sewn eyes lined with premium abrasion resistant material, and attach quickly to vehicle frames or towing hooks.

Features and Benefits

- No dangerous hooks or metal parts.
- Elongates 7% at rated capacity to help absorb the energy of sudden loading.
- Polyester material is gentle on painted and plated surfaces.
- Lightweight and flexible, making them easy to use and store.
- Design Factor 3:1; not suitable for lifting.



Note: *Lift-All* believes tow straps with metal end fittings are dangerous and, therefore, will not put metal hardware on *Tow-All* straps.

Safe Operating Practices

- Do not use a damaged or defective strap.
- Inspect before each use.
- Do not exceed rated capacity. Do not tie knots in strap.
- Do not attach to bumpers.
- Avoid dragging strap on ground.
- The strap is permanently damaged when exposed to temperatures in excess of 200°F. Avoid muffler and hot exhaust systems.
- Stand clear of strap and vehicles when under load.
- Always protect straps from being cut by corners and edges.
- Store in cool, dry and dark location.

| Part Number | Web Plies | Web Width | Ultimate Breaking Strength* (lbs.) | Pulling / Towing Capacity ¹ (lbs.) |
|-------------|-----------|-----------|------------------------------------|---|
| TS1802T | 1 | 2 | 16,000 | 5,300 |
| TS2802T | 2 | 2 | 32,000 | 10,700 |
| TS1803T | 1 | 3 | 24,000 | 8,000 |
| TS2803T | 2 | 3 | 43,000 | 14,300 |
| TS1804T | 1 | 4 | 32,000 | 10,600 |
| TS2804T | 2 | 4 | 57,500 | 19,100 |
| TS1806T | 1 | 6 | 48,000 | 16,000 |
| TS2806T | 2 | 6 | 81,500 | 27,100 |



*Ultimate breaking strength when new.

¹Do not exceed towing capacity.

TUFLEX® VEHICLE RECOVERY STRAPS

THE HEAVY DUTY RECOVERY STRAPS!

Tuflex straps elongate to 3% and are designed to prevent dangerous recoil.



Our *Tuflex* version of the *Tow-All™* strap offers the most rugged synthetic strap on the market. We start with our standard *Tuflex* Roundsling:

1 Add an additional jacket of texturized, abrasion resistant nylon, installed over the body, creating an eye/eye style.

2 The 18" long eyes are then covered with ballistic nylon material for additional protection.

3 An 18" long sliding sleeve wear pad provides added protection against load edges.

Inspection Criteria for all *Tow-All* Vehicle Recovery straps:

Remove from service if any of the following are visible:

- Signs of melting, charring or chemical damage.
- Holes, tears, snags, or cuts on the face or edge of webbing.
- Visible signs of damage exposing core yarns.
- Signs of excessive abrasive wear.
- Broken or worn threads in the stitch patterns.
- Any other visible damage.
- Illegible or missing identification tag.
- Knots.

| Part Number | Ultimate Breaking Strength* (lbs.) | Towing Capacity+ (lbs.) |
|----------------------------|------------------------------------|-------------------------|
| TSEN90X20 TSEN90X30 | 42,000 | 14,000 |
| TSEN120X20 TSEN120X30 | 52,500 | 17,500 |
| TSEN150X20 TSEN150X30 | 66,000 | 22,000 |
| TSEN180X20 TSEN180X30 | 84,000 | 28,000 |
| TSEN240X20 TSEN240X30 | 105,900 | 35,300 |
| TSEN360X20 TSEN360X30 | 154,800 | 51,600 |
| TSEN600X20 TSEN600X30 | 264,900 | 88,300 |
| TSEN800X20 TSEN800X30 | 330,000 | 110,000 |
| TSEN1000X20 TSEN1000X30 | 450,000 | 150,000 |

* Ultimate breaking strength when new.
+ Do not exceed towing capacity.
Above ratings reflect a 3:1 design factor.

To use product for lifting applications with a 5:1 design factor, contact *Lift-All* when ordering.

Refer to photographs of damaged *Tuflex* roundslings in the Roundslings section of this catalog.

WINCH LINES



Lift-All winch and hoist lines are made using 6X19 IWRC wire core ropes for better resistance to abrasion and crushing. Available with carbon hooks for large throat openings, or alloy hooks for longer life.

- Flemish Eye splice for high strength efficiency.
- Meets OSHA 1910.184 and ASME B30.9.
- Heavy-duty thimble in eye extends useful life.
- Economical custom assemblies.
- No assembly time - ready to install.
- Stainless steel latch keeps hook in proper place.



DOMESTIC



IMPORT

| 6X19 IWRC STEEL CORE | | | | | | |
|----------------------|------------|--------------|------------------|-------------------------|------------------|-------------------------|
| Rope Diameter (in.) | WLL (tons) | Length (ft.) | DOMESTIC | | IMPORT | |
| | | | Eye Hook & Latch | Swivel Eye Hook & Latch | Eye Hook & Latch | Swivel Eye Hook & Latch |
| 3/8" | 2.4 | 35 | 38WX35 | 38WSX35 | 38WIX35 | 38WISX35 |
| | | 50 | 38WX50 | 38WSX50 | 38WIX50 | 38WISX50 |
| | | 75 | 38WX75 | 38WSX75 | 38WIX75 | 38WISX75 |
| | | 100 | 38WX100 | 38WSX100 | 38WIX100 | 38WISX100 |
| | | 150 | 38WX150 | 38WSX150 | 38WIX150 | 38WISX150 |
| 7/16" | 3.2 | 50 | 716WX50 | 716WSX50 | 716WIX50 | 716WISX50 |
| | | 75 | 716WX75 | 716WSX75 | 716WIX75 | 716WISX75 |
| | | 100 | 716WX100 | 716WSX100 | 716WIX100 | 716WISX100 |
| | | 150 | 716WX150 | 716WSX150 | 716WIX150 | 716WISX150 |
| 1/2" | 4.2 | 75 | 12WX75 | 12WSX75 | 12WIX75 | 12WISX75 |
| | | 100 | 12WX100 | 12WSX100 | 12WIX100 | 12WISX100 |
| | | 150 | 12WX150 | 12WSX150 | 12WIX150 | 12WISX150 |

WINCH LINES

| 6X19 FIBER CORE | | | | |
|---------------------|------------|--------------|------------------|-------------------------|
| Rope Diameter (in.) | WLL (tons) | Length (ft.) | IMPORT | |
| | | | Eye Hook & Latch | Swivel Eye Hook & Latch |
| 3/8" | 1.88 | 35 | 38WFIX35 | 38WFISX35 |
| | | 50 | 38WFIX50 | 38WFISX50 |
| | | 75 | 38WFIX75 | 38WFISX75 |
| | | 100 | 38WFIX100 | 38WFISX100 |
| | | 150 | 38WFIX150 | 38WFISX150 |
| 7/16" | 2.5 | 50 | 716WFIX50 | 716WFISX50 |
| | | 75 | 716WFIX75 | 716WFISX75 |
| | | 100 | 716WFIX100 | 716WFISX100 |
| | | 150 | 716WFIX150 | 716WFISX150 |

WINCH LINE EXTENSIONS

- All winch lines extensions are U.S. made using either domestic or imported rope and fittings.
- Eyes are made using the flemish eye technique and include a thimble for eye protection.
- Latches are included with all hooks.



| 6X19 IWRC STEEL CORE | | | | |
|----------------------|------------|--------------|----------|-----------|
| Rope Diameter (in.) | WLL (tons) | Length (ft.) | Domestic | Import |
| 3/8" | 2.4 | 35 | 38WEX35 | 38WEIX35 |
| | | 50 | 38WEX50 | 38WEIX50 |
| 7/16" | 3.2 | 50 | 716WEX50 | 716WEIX50 |
| 1/2" | 4.2 | 50 | 12WEX50 | 12WEIX50 |